



MAN

MAN

CK.171.000 / CK.228.000	26.230/M90/G90
CK.177.000	OLD MODEL 88mm
CK.179.000 / CK.182.000	M2000
CK.191.000	TGA/TGS/TGX/LIONS
CK.236.000	TGA/TGS/TGX/LIONS
CK.243.000	TGA/TGS/TGX/LIONS
CK.244.000	TGA/TGS/TGX/CITYLINER
CK.264.000	TGA/TGS/TGX/NEOPLAN
CK.265.000	TGA
CMB.105.000	F2000/19.422
CMB.109.000 / CMB.110.000	19.260/19.360/19.361/1919
CMB.115.000	TGA/FE SERIES/19.464
CMB.116.000	TGA
CMB.119.000 / CMB.120.000	19.260/19.360/19.361
CMB.124.000	TGA
CMB.125.000 / CMB.142.000	19.260/19.360/19.361
CMB.126.000 / CMB.141.000	19.260/19.360/19.361
CMB.139.000	D2876/D2866/LIONS
CMB.140.000	D2876/D2866/LIONS
CW.212.000	LE SERIES/D0834
CW.232.000	32.270/D0836
CW.238.000	TGL/TGM
CW.290.000	TGL/TGM
CW.291.000	TGL/TGM/D0834

WBS[®]
AIR BRAKE COMPONENTS



www.wbs-auto.com

MAN

CK.171.000

MAN
 51.54101-7201
 51.54101-7205
 KNORR-BREMSE
 LK3927 - I94064

CK.228.000

MAN
 51.54101-7247
 KNORR-BREMSE
 LK3980 - II36925

VEHICLE APPLICATION
 26.230
 M90
 G90
 L2000



Cylinder Bore	Ø88.00	Number of Cylinders	1	Water or Air Cooled	Water	Unloader Port Size	-
Stroke	50 mm	Air Inlet Port Size	M26x1,5	Through Drive	Gear	Water Inlet Port Size	M22x1,5
Swept Volume	300 cm ³	Air Delivery Port Size	M26x1,5	With ESS System	-	Water Delivery Port Size	M22x1,5

Complete Cylinderhead

CK.171.1000


KNORR BREMSE : ZB4275 / I90153004 / I93078004

Cylinderhead

CMB.105.1010


KNORR-BREMSE : STW63970

Complete Valve Plate

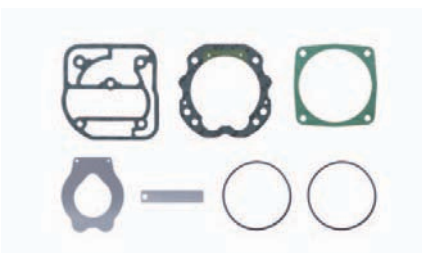
CK.171.200


KNORR-BREMSE : I880570061 / I38715F004


Valve Plate

CK.171.2010


Repair Kit

CK.171.903


Repair Kit

CK.171.904




Piston & Ring 88.00 mm CK.116.350

2.00+2.00+4.00

88.25 mm CK.116.960

88.50 mm CK.116.970

KNORR-BREMSE : SEB22555

Piston 88.00 mm CK.116.351

88.25 mm CK.116.961

88.50 mm CK.116.971

Ring 88.00 mm CW.116.352

2.00+2.00+4.00

88.25 mm CW.116.962

88.50 mm CW.116.972

Crankcase CK.171.4010

MAN : 81.54112-0018

Connecting Rod CK.105.500

MAN : 81.54106-0013
KNORR-BREMSE : 160599

Crankshaft CK.171.601

MAN : 81.54113-0035

Cylinder Liner Set CK.105.300

STD. Piston & Ring

MAN : 51.54105-6009
KNORR-BREMSE : 180864/0061

Cylinder Liner CK.105.3010

MAN : 81.54105-0023 / 81.54105-0024
KNORR-BREMSE : C63059

Rear Cover CK.220.7002

Aluminum Bushing Cover

MAN : 81.54301-0035

Repair Kit CK.171.905

KNORR BREMSE : 1853880051

Reed Valve Kit CK.171.906

Bushing CK.171.434

30x34x24

CK.177.000

MAN
51.54101-7084

KNORR-BREMSE
LP1806 - I75566

VEHICLE APPLICATION
MAN



Cylinder Bore	Ø88.00	Number of Cylinders	1	Water or Air Cooled	Air	Unloader Port Size	-
Stroke	37 mm	Air Inlet Port Size	M26x1,5	Through Drive	-	Water Inlet Port Size	-
Swept Volume	225 cm ³	Air Delivery Port Size	M26x1,5	With ESS System	-	Water Delivery Port Size	-

Complete Cylinderhead

CK.177.1000



KNORR BREMSE : STW63850

Cylinderhead

CK.177.1010



KNORR-BREMSE : I70512 / I68095

Complete Valve Plate


CK.177.200



KNORR-BREMSE : I80398004 / II38714F004


Valve Plate

CK.177.2010



Repair Kit

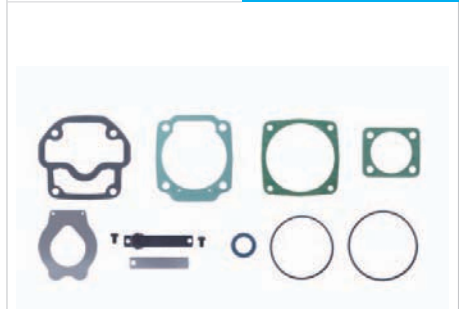
CK.177.903



KNORR-BREMSE : STW63784

Repair Kit

CK.177.911






Piston & Ring 88.00 mm CK.116.350

2.00+2.00+4.00

88.25 mm CK.116.960

88.50 mm CK.116.970




KNORR-BREMSE : SEB22555

Piston 88.00 mm CK.116.351

88.25 mm CK.116.961

88.50 mm CK.116.971




Ring 88.00 mm CW.116.352

2.00+2.00+4.00

88.25 mm CW.116.962

88.50 mm CW.116.972



Crankcase CK.102.4010



KNORR BREMSE : I76691

Connecting Rod CK.102.501



KNORR-BREMSE : B80110 / I60599

Crankshaft CK.166.601



Cylinder Liner & Piston CK.124.300

STD. Piston & Ring



MAN : 81.54105-6009

KNORR-BREMSE : I80864/0061

Cylinder Liner CK.124.3010



MAN : 81.54105-0023 / 81.54105-0024

KNORR-BREMSE : C63059

Flange Cover CK.124.7001

Iron Ball Bearing Cover



Repair Kit CK.177.905




KNORR BREMSE : I853880051

Reed Valve Kit CK.171.906



Ball Bearing CK.182.413

6305 - NUP305E



CK.179.000

MAN
88.54101-6023
KNORR-BREMSE
LP3927 - I76067

CK.182.000

MAN
51.54100-7080
KNORR-BREMSE
LP3993 - K001611

VEHICLE APPLICATION
M2000



Cylinder Bore	Ø88.00	Number of Cylinders	1	Water or Air Cooled	Water	Unloader Port Size	-
Stroke	50 mm	Air Inlet Port Size	M26x1,5	Through Drive	Gear	Water Inlet Port Size	M22x1,5
Swept Volume	300 cm ³	Air Delivery Port Size	M26x1,5	With ESS System	-	Water Delivery Port Size	M22x1,5

Complete Cylinderhead

CK.171.1000



KNORR BREMSE : ZB4275 / I90153004 / I93078004

Cylinderhead

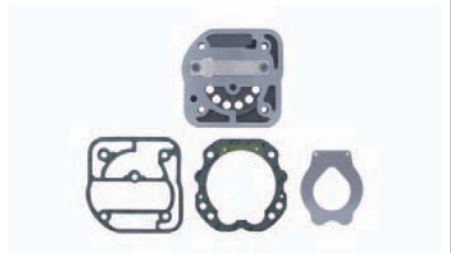
CMB.105.1010



KNORR-BREMSE : STW63970

Complete Valve Plate

CK.171.200



KNORR-BREMSE : I880570061 / I38715F004

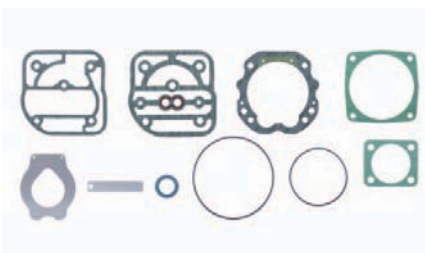
Valve Plate

CK.171.2010



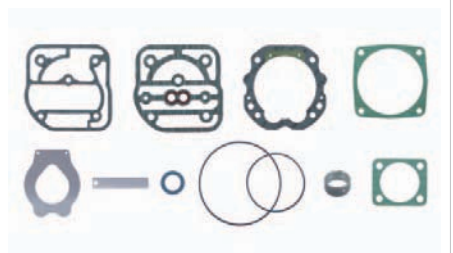
Repair Kit

CK.182.903



Repair Kit

CK.182.904





Piston & Ring 88.00 mm CK.116.350

2.00+2.00+4.00

88.25 mm CK.116.960

88.50 mm CK.116.970

KNORR-BREMSE : SEB22555

Piston 88.00 mm CK.116.351

88.25 mm CK.116.961

88.50 mm CK.116.971

Ring 88.00 mm CW.116.352

2.00+2.00+4.00

88.25 mm CW.116.962

88.50 mm CW.116.972

Crankcase CK.179.4010

KNORR BREMSE : I93242

Connecting Rod CK.105.500

MAN : 81.54106-0013
KNORR-BREMSE : I60599

Crankshaft CK.124.601

Crankcase CK.149.4010

***Fit CK.182.000 Compressor

KNORR-BREMSE : I76691

Cylinder Liner CK.130.3010

MAN : 81.54105-0023 / 81.54105-0024
KNORR-BREMSE : C63059

Flange Cover CK.124.7001

Iron Ball Bearing Cover

Repair Kit CK.171.905

KNORR BREMSE : I853880051

Reed Valve Kit CK.171.906

Ball Bearing CK.182.413

6305 - NUP305E

CK.191.000

MAN
51.54100-7121

KNORR-BREMSE
LP3997
K015948

VEHICLE APPLICATION

TGA 18T-19T-26T D20/D26
TGA 26T-28T-32T D20/D26
TGA 33T-35T-40T-41T D20/D26
TGS 18T-26T-33T-35T D20/D26
TGX 18T-26T-33T D20/D26
NEOPLAN - STARLINER
CITYLINER - TOURLINER
SKYLINER - TRENDLINER
LIONS COACH
LIONS REGIO
LIONS CITY



Cylinder Bore	Ø92.00	Number of Cylinders	1	Water or Air Cooled	Water	Unloader Port Size	-
Stroke	54 mm	Air Inlet Port Size	M26x1,5	Through Drive	Gear	Water Inlet Port Size	M16x1,5
Swept Volume	360 cm ³	Air Delivery Port Size	M26x1,5	With ESS System	-	Water Delivery Port Size	M16x1,5

Complete Cylinderhead

CK.191.1000



MAN : 51.54114-6083

Cylinder Up Head

CK.191.1020



MAN : 51.54114-6084
KNORR-BREMSE : K019286 / SEB01903004

Cylinder Bottom Head

CK.191.1040



KNORR-BREMSE : SEB01728004

Complete Valve Plate

CK.191.200



MAN : 51.54124-6004
KNORR-BREMSE : K015040

Valve Plate

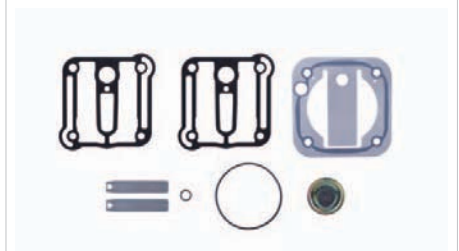
CK.191.2010



MAN : 51.54114-6093

Repair Kit

CK.191.903





Piston & Ring 92.00 mm CK.173.350

2.50+2.50+4.00

92.25 mm CK.173.960

92.50 mm CK.173.970

MAN : 51.54119-6009
KNORR-BREMSE : SEB22530 / K012079

Piston 92.00 mm CK.173.351

92.25 mm CK.173.961

92.50 mm CK.173.971

Ring 92.00 mm CK.165.352

2.50+2.50+4.00

92.25 mm CK.165.962

92.50 mm CK.165.972

Crankcase CK.191.4010

Connecting Rod CK.191.501

KNORR-BREMSE : SEB22464

Crankshaft CK.191.601

Rear Cover CK.191.7002

MAN : 81.54105-6009
KNORR-BREMSE : I80864/0061

Gear CK.191.606

Top View

Bottom View

MAN : 51.54210-6045
KNORR-BREMSE : K017357

Crankshaft Nut CK.191.603

Repair Kit CK.191.911

Safe Valve Kit CK.191.923

Side A

Side B

MAN : 51.54122-8001 / 51.54122-0007
KNORR-BREMSE : DR5125 / I99812

Bushing CK.116.434

42x38x25

KNORR-BREMSE : EB00819

CK.236.000

MAN
51.54100-7095
51.54100-7087
51.54100-7078

KNORR-BREMSE
LP3980
K004489


VEHICLE APPLICATION

TGA 18T-19T-26T D20/D26
TGA 26T-28T-32T D20/D26
TGA 33T-35T-40T-41T D20/D26
TGS 18T-26T-33T-35T D20/D26
TGX 18T-26T-33T D20/D26
NEOPLAN – STARLINER
CITYLINER – TOURLINER
SKYLINER – TRENDLINER
LIONS COACH
LIONS REGIO
LIONS CITY



Cylinder Bore	Ø92.00	Number of Cylinders	1	Water or Air Cooled	Water	Unloader Port Size	-
Stroke	54 mm	Air Inlet Port Size	M26x1,5	Through Drive	Gear	Water Inlet Port Size	M16x1,5
Swept Volume	360 cm ³	Air Delivery Port Size	M26x1,5	With ESS System	-	Water Delivery Port Size	M16x1,5

Complete Cylinderhead **CK.236.1000**



MAN : 51.54114-6083

Cylinder Up Head **CK.191.1020**




MAN : 51.54114-6084
KNORR-BREMSE : K019286 / SEB01903004

Cylinder Bottom Head **CK.191.1040**



KNORR-BREMSE : SEB01728004

Complete Valve Plate **CK.236.200**

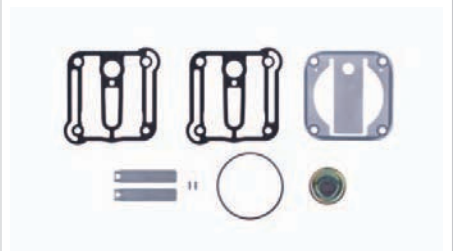


MAN : 51.54124-6003
KNORR-BREMSE : SEB01694004

Valve Plate **CK.236.2010**



Repair Kit **CK.236.903**





Piston & Ring 92.00 mm CK.173.350

2.50+2.50+4.00

92.25 mm CK.173.960

92.50 mm CK.173.970

MAN : 51.54119-6009
KNORR-BREMSE : SEB22530 / K012079

Piston 92.00 mm CK.173.351

92.25 mm CK.173.961

92.50 mm CK.173.971

Ring 92.00 mm CK.165.352

2.50+2.50+4.00

92.25 mm CK.165.962

92.50 mm CK.165.972

Crankcase CK.236.4010

Connecting Rod CK.191.501

KNORR-BREMSE : SEB22464

Crankshaft CK.191.601

Rear Cover CK.191.7002

MAN : 81.54105-6009
KNORR-BREMSE : I80864/0061

Gear CK.191.606

Top View

Bottom View

MAN : 51.54210-6045
KNORR-BREMSE : K017357

Crankshaft Nut CK.191.603

Repair Kit CK.236.911

MAN : 51.54100-6046
KNORR BREMSE : I880570061

Safe Valve Kit CK.191.923

Side A

Side B

MAN : 51.54122-8001 / 51.54122-0007
KNORR-BREMSE : DR5125 / I99812

Bushing CK.116.434

42x38x25

KNORR-BREMSE : EB00819

CK.243.000

MAN
51.54100-7117

KNORR-BREMSE
LK8901
K015410

VEHICLE APPLICATION


TGA 18T-19T-26T D20/D26
TGA 26T-28T-32T D20/D26
TGA 33T-35T-40T-41T D20/D26
TGS 18T-26T-33T-35T D20/D26
TGX 18T-26T-33T D20/D26
NEOPLAN - STARLINER
CITYLINER - TOURLINER
SKYLINER - TRENDLINER
LIONS COACH
LIONS REGIO
LIONS CITY



Cylinder Bore	Ø92.00	Number of Cylinders	1	Water or Air Cooled	Water	Unloader Port Size	-
Stroke	54 mm	Air Inlet Port Size	M26x1,5	Through Drive	Gear	Water Inlet Port Size	M16x1,5
Swept Volume	360 cm ³	Air Delivery Port Size	M26x1,5	With ESS System	-	Water Delivery Port Size	M16x1,5


Complete Cylinderhead

CK.243.1000



Cylinder Up Head

CK.191.1020



MAN : 51.54114-6084
KNORR-BREMSE : K019286 / SEB01903004

Cylinder Bottom Head

CK.191.1040



KNORR-BREMSE : SEB01728004

Complete Valve Plate

CK.191.200



MAN : 51.54124-6004
KNORR-BREMSE : K015040

Valve Plate

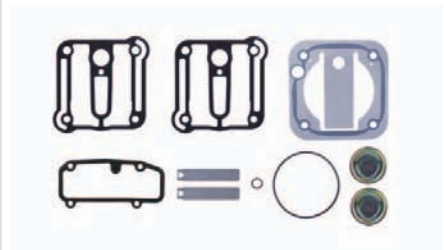
CK.191.2010



MAN : 51.54114-6093

Repair Kit

CK.243.903





Piston & Ring 92.00 mm CK.173.350

2.50+2.50+4.00

92.25 mm CK.173.960

92.50 mm CK.173.970

MAN : 51.54119-6009
KNORR-BREMSE : SEB22530 / K012079

Piston 92.00 mm CK.173.351

92.25 mm CK.173.961

92.50 mm CK.173.971

Ring 92.00 mm CK.165.352

2.50+2.50+4.00

92.25 mm CK.165.962

92.50 mm CK.165.972

Crankcase CK.243.4010

Connecting Rod CK.191.501

KNORR-BREMSE : SEB22464

Crankshaft CK.191.601

Rear Cover CK.191.7002

MAN : 81.54105-6009
KNORR-BREMSE : I80864/0061

Gear CK.191.606

Top View

Bottom View

MAN : 51.54210-6045
KNORR-BREMSE : K017357

Gear CK.243.634

Top View

Bottom View

Crankshaft CK.243.621

Top View

Bottom View

Safe Valve Kit CK.191.923

Top View

Bottom View

MAN : 51.54122-8001 / 51.54122-0007
KNORR-BREMSE : DR5125 / I99812

Sump Cover CK.243.751

CK.244.000

MAN
51.54100-7093
KNORR-BREMSE
LK4928
K0016741


VEHICLE APPLICATION
CITYLINER – TOURLINER
CENTROLINER – TRENDLINER
LIONS COACH
LIONS REGIO
LIONS CITY
TGA
TGS
TGX



Cylinder Bore	Ø92.00	Number of Cylinders	2	Water or Air Cooled	Water	Unloader Port Size	-
Stroke	54 mm	Air Inlet Port Size	M26x1,5	Through Drive	Gear	Water Inlet Port Size	M16x1,5
Swept Volume	720 cm ³	Air Delivery Port Size	M26x1,5	With ESS System	-	Water Delivery Port Size	M16x1,5


Complete Cylinderhead

CK.244.1000



Cylinder Up Head

CK.244.1020



MAN : 81.54114-6048
KNORR-BREMSE : SEB1903004


Cylinder Bottom Head

CK.244.1040



Complete Valve Plate

CK.244.200



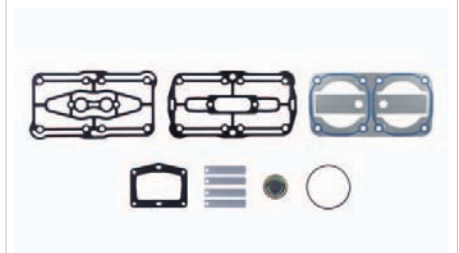
Valve Plate

CK.244.2010



Repair Kit

CK.244.903





Piston & Ring 92.00 mm CK.173.350

2.50+2.50+4.00

92.25 mm CK.173.960

92.50 mm CK.173.970

MAN : 51.54119-6009
KNORR-BREMSE : SEB22530 / K012079

Piston 92.00 mm CK.173.351

92.25 mm CK.173.961

92.50 mm CK.173.971

Ring 92.00 mm CK.165.352

2.50+2.50+4.00

92.25 mm CK.165.962

92.50 mm CK.165.972

Crankcase CK.244.4010

Connecting Rod CK.173.501

Crankshaft CK.244.601

Rear Cover CK.191.7002

MAN : 81.54105-6009
KNORR-BREMSE : I80864/0061

Gear CK.191.606

Top View

Bottom View

MAN : 51.54210-6045
KNORR-BREMSE : K017357

Bushing CK.116.434

42x38x25

KNORR-BREMSE : EB00819

Repair Kit CK.244.911

Safety Valve CK.191.923

Side A

Side B

MAN : 51.54122-8001 / 51.54122-0007
KNORR-BREMSE : DR5125 / I99812

Front Flange Cover CK.244.771

CK.264.000

MAN
51.54100-7114

KNORR-BREMSE
LK4928 - K015965
LK4928 - K088948N00
LK4928 - K088948N04


VEHICLE APPLICATION
CITYLINER - TOURLINER
CENTROLINER - TRENDLINER
LIONS COACH
LIONS REGIO
LIONS CITY
TGA
TGS
TGX



Cylinder Bore	Ø92.00	Number of Cylinders	2	Water or Air Cooled	Water	Unloader Port Size	-
Stroke	54 mm	Air Inlet Port Size	M26x1,5	Through Drive	Gear	Water Inlet Port Size	M16x1,5
Swept Volume	720 cm ³	Air Delivery Port Size	M26x1,5	With ESS System	-	Water Delivery Port Size	M16x1,5


Complete Cylinderhead

CK.264.1000



Cylinder Up Head

CK.244.1020



MAN : 81.54114-6048
KNORR-BREMSE : SEB1903004

Cylinder Bottom Head

CK.244.1040



Complete Valve Plate

CK.264.200



MAN : 51.54124-6005
KNORR-BREMSE : K019525

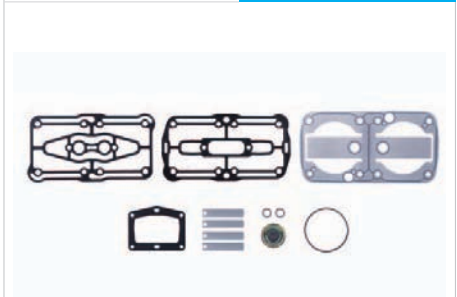
Valve Plate

CK.264.2010



Repair Kit

CK.264.903






Piston & Ring 92.00 mm CK.173.350

2.50+2.50+4.00

92.25 mm CK.173.960

92.50 mm CK.173.970




MAN : 51.54119-6009
KNORR-BREMSE : SEB22530 / K012079

Piston 92.00 mm CK.173.351

92.25 mm CK.173.961

92.50 mm CK.173.971




Ring 92.00 mm CK.165.352

2.50+2.50+4.00

92.25 mm CK.165.962

92.50 mm CK.165.972



Crankcase CK.264.4010



Connecting Rod CK.173.500



Crankshaft CK.244.601



Rear Cover CK.191.7002



MAN : 81.54105-6009
KNORR-BREMSE : I80864/0061

Gear CK.191.606

Top View




Bottom View

MAN : 51.54210-6045
KNORR-BREMSE : K017357

Bushing CK.116.434

42x38x25



KNORR-BREMSE : EB00819

Repair Kit CK.264.911



Safety Valve CK.191.923

Side A



Side B

MAN : 51.54122-8001 / 51.54122-0007
KNORR-BREMSE : DR5125 / I99812

Front Flange Cover CK.244.771



CK.265.000

MAN
51.54100-7096
51.54100-7079
51.54100-7092

KNORR-BREMSE
LP3986
K005977

VEHICLE APPLICATION

TGA 41.400
TGA 41.430
TGA 41.460



Cylinder Bore	Ø92.00	Number of Cylinders	1	Water or Air Cooled	Water	Unloader Port Size	-
Stroke	54 mm	Air Inlet Port Size	M26x1,5	Through Drive	Gear	Water Inlet Port Size	M16x1,5
Swept Volume	360 cm ³	Air Delivery Port Size	M26x1,5	With ESS System	-	Water Delivery Port Size	M16x1,5


Complete Cylinderhead

CK.265.1000



Cylinder Up Head

CK.191.1020



MAN : 51.54114-6084
KNORR-BREMSE : K019286 / SEB01903004

Cylinder Bottom Head

CK.191.1040



KNORR-BREMSE : SEB01728004

Complete Valve Plate

CK.236.200



MAN : 51.54124-6003
KNORR-BREMSE : SEB01694004

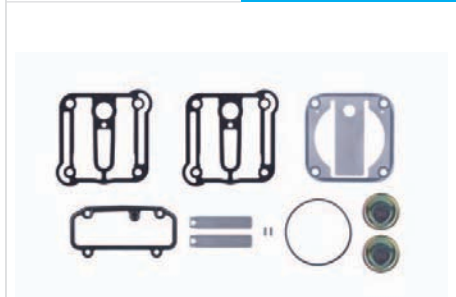
Valve Plate

CK.236.2010



Repair Kit

CK.265.903



MAN : 51.54100-6047



Piston & Ring 92.00 mm CK.173.350

2.50+2.50+4.00

92.25 mm CK.173.960

92.50 mm CK.173.970

MAN : 51.54119-6009
KNORR-BREMSE : SEB22530 / K012079

Piston 92.00 mm CK.173.351

92.25 mm CK.173.961

92.50 mm CK.173.971

Ring 92.00 mm CK.165.352

2.50+2.50+4.00

92.25 mm CK.165.962

92.50 mm CK.165.972

Crankcase CK.265.4010

Connecting Rod CK.191.501

KNORR-BREMSE : SEB22464

Crankshaft CK.191.601

Rear Cover CK.191.7002

MAN : 81.54105-6009
KNORR-BREMSE : I80864/0061

Gear CK.191.606

Top View

Bottom View

MAN : 51.54210-6045
KNORR-BREMSE : K017357

Gear CK.243.634

Top View

Bottom View

Crankshaft CK.243.621

Top View

Bottom View

Safe Valve Kit CK.191.923

Top View

Bottom View

MAN : 51.54122-8001 / 51.54122-0007
KNORR-BREMSE : DR5125 / I99812

Sump Cover CK.243.751

CMB.105.000

MAN
51.54000-7135
51.54000-7079
51.54000-7130

VEHICLE APPLICATION
F2000
19.422



Cylinder Bore	Ø90.00	Number of Cylinders	2	Water or Air Cooled	Water	Unloader Port Size	-
Stroke	46 mm	Air Inlet Port Size	M26x1,5	Through Drive	Gear	Water Inlet Port Size	M22x1,5
Swept Volume	585 cm ³	Air Delivery Port Size	M26x1,5	With ESS System	-	Water Delivery Port Size	M22x1,5

Complete Cylinderhead


CMB.105.1000



MAN : 51.54114-6054 / 5154114-6048
KNORR BREMSE : I90153004

Cylinder Head

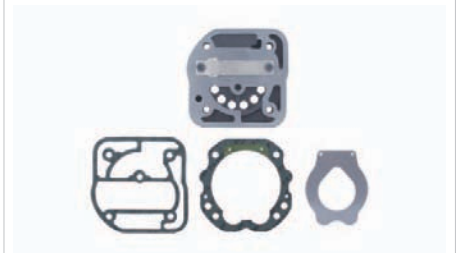
CMB.105.1010



KNORR-BREMSE : STW63970 / ZB4275

Complete Valve Plate

CMB.105.200



MAN : 51.54124-6019
KNORR BREMSE : II38715F004

Valve Plate

CMB.105.2010



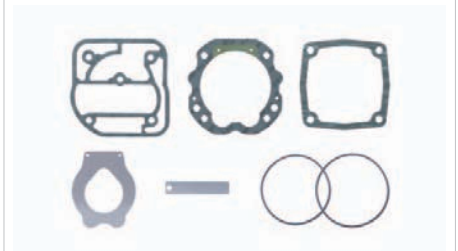
Repair Kit

CMB.105.910



Repair Kit

CMB.105.903





Piston & Ring 90.00 mm CMB.105.350

2.50+2.50+4.00

90.25 mm CMB.105.960

90.50 mm CMB.105.970

Piston 90.00 mm CMB.105.351

90.25 mm CMB.105.961

90.50 mm CMB.105.971

Ring 90.00 mm CW.101.352

2.50+2.50+4.00

90.25 mm CW.101.962

90.50 mm CW.101.972

Crankcase CMB.105.4010

MAN : 51.54112-6020 / 51.54112-6033

Connecting Rod CMB.102.500

MAN : 51.54106-6013

Crankshaft CMB.105.601

MAN : 51.54113-5025 / 51.54113-5014

Cylinder Liner Set CMB.103.300

STD.Piston & Rings

MAN : 51.54105-6005 / 51.54105-6007 / 51.54105-6008

Cylinder Liner CMB.103.3010

KNORR BREMSE : STW63740

Con Rod Bearing CMB.102.507

MAN : 81.54121-6001

Gear CMB.105.606

Z:25 Ø84 mm

MAN : 51.54210-0035 / 51.54210-0138

Bushing CMB.105.434

52x47x21

MAN : 51.93020-0335

Bearing CMB.105.413

MAN : 51.93420-0015 / 51.93420-0009

CMB.109.000

 MAN
 51.54000-7058

CMB.110.000

 MAN
 51.54000-7074


VEHICLE APPLICATION

 19.260
 19.360
 19.361
 1919
 1922

CMB.109.000

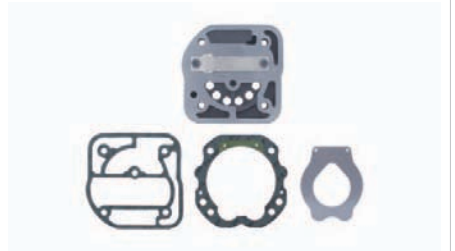
CMB.110.000

Cylinder Bore	Ø90.00	Number of Cylinders	1	Water or Air Cooled	Water	Unloader Port Size	-
Stroke	46 mm	Air Inlet Port Size	M26x1,5	Through Drive	Gear	Water Inlet Port Size	M22x1,5
Swept Volume	292 cm ³	Air Delivery Port Size	M26x1,5	With ESS System	-	Water Delivery Port Size	M22x1,5

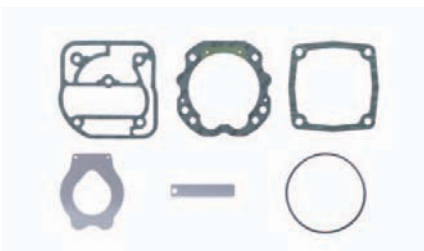
 Complete Cylinderhead **CMB.105.1000**

 MAN : 51.54114-6054 / 51.54114-6048
 KNORR BREMSE : I90153004

 Cylinderhead **CMB.105.1010**


KNORR BREMSE : STW63970 / ZB4275

 Complete Valve Plate **CMB.105.200**

 MAN : 51.54124-6019
 KNORR BREMSE : II38715F004

 Valve Plate **CMB.105.2010**

 Repair Kit **CMB.105.903**

 Repair Kit **CMB.105.910**




Piston & Ring 90.00 mm CMB.105.350

2.50+2.50+4.00

90.25 mm CMB.105.960

90.50 mm CMB.105.970

Piston 90.00 mm CMB.105.351

90.25 mm CMB.105.961

90.50 mm CMB.105.971

Ring 90.00 mm CW.101.352

2.50+2.50+4.00

90.25 mm CW.101.962

90.50 mm CW.101.972

Crankcase CMB.102.4010

MAN : 51.54112-6003 / 51.54112-6008

Connecting Rod CMB.102.500

MAN : 51.54106-6013

Crankshaft CMB.102.601

MAN : 51.54113-5017 / 51.54113-5027

Cylinder Liner Set CMB.103.300

STD. Piston & Ring - 2.50+2.50+4.00 - Water Cooled

MAN : 51.54105-6005 / 51.54105-6007 / 51.54105-6008

Cylinder Liner Set CMB.102.3010

STD. Piston & Ring - 2.50+2.50+4.00 - Air Cooled

MAN : 51.54105-6006

Gear CMB.102.606

Top View

Bottom View

MAN : 51.54210-0038

Bushing CMB.102.727

34x30x20.5

MAN : 51.93020-1007

Rear Cover CMB.102.7002

Iron Rear Cover

MAN : 51.54130-6011

Crankshaft Nut CMB.101.603

M18x1.5x30

MAN : 51.90020-0131

CMB.115.000

MAN

51.54100-6015
51.54100-6011
51.54100-6013
51.54100-7025
51.54100-7179
51.54100-7177

VEHICLE APPLICATION

FE 18T / FE 19T / FE 26T
FE 28T / FE 29T / FE 30T
FE 33T / FE 35T / FE 41T
TGA 18T
TGA 26T
D2866
D2876



Cylinder Bore	Ø100.00	Number of Cylinders	1	Water or Air Cooled	Water	Unloader Port Size	-
Stroke	46 mm	Air Inlet Port Size	M26x1,5	Through Drive	Gear	Water Inlet Port Size	M22x1,5
Swept Volume	360 cm ³	Air Delivery Port Size	M26x1,5	With ESS System	-	Water Delivery Port Size	M22x1,5

Complete Cylinderhead

CMB.115.1000



MAN : 51.54114-6070 / 51.54114-6073 / 51.54114-6066
WABCO : 412 100 806 2 / 412 100 805 2 / 412 100 800 2

Cylinder Up Head

CMB.115.1020



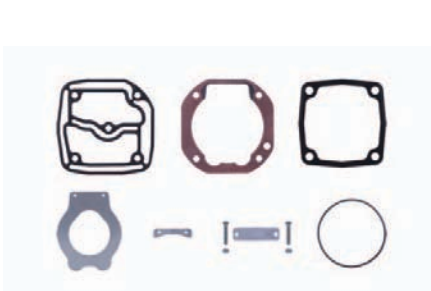
Cylinder Bottom Head

CMB.115.1040



Repair Kit

CMB.115.903



Gasket Kit

CMB.115.905



Repair Kit

CMB.115.910





Piston & Ring 100.00 mm CMB.101.350

2.50+2.50+4.00

100.25 mm CMB.101.960

100.50 mm CMB.101.970

Piston 100.00 mm CMB.101.351

100.25 mm CMB.101.961

100.50 mm CMB.101.971

Ring 100.00 mm CMB.101.352

2.50+2.50+4.00

100.25 mm CMB.101.962

100.50 mm CMB.101.972

Crankcase CMB.101.4010

MAN : 51.54112-0027

Connecting Rod CMB.115.501

MAN : 51.54106-6021

Crankshaft CMB.102.601

MAN : 51.54113-0017 / 51.54113-5027

Cylinder Liner Set CMB.115.300

STD.Piston & Rings

Cylinder Liner CMB.115.3010

MAN : 51.54405-6016 / 51.54105-6021

Reed Valve Kit CMB.115.906

Gear CMB.102.606

MAN : 51.54210-0038

Bushing CMB.102.727

34x30x20.5

MAN : 51.93020-1007

Rear Cover CMB.115.7002


Cast Iron Cover

MAN : 51.54130-6011

CMB.116.000

MAN
51.54100-7028

VEHICLE APPLICATION
TGA



Cylinder Bore	Ø90.00	Number of Cylinders	2	Water or Air Cooled	Water	Unloader Port Size	-
Stroke	46 mm	Air Inlet Port Size	M26x1,5	Through Drive	Gear	Water Inlet Port Size	M22x1,5
Swept Volume	585 cm ³	Air Delivery Port Size	M26x1,5	With ESS System	-	Water Delivery Port Size	M22x1,5

<p>Complete Cylinderhead CMB.116.1000</p> <p>MAN : 51.54114-6081 / 5154114-6072 WABCO : 412 090 803 2 / 412 090 801 2</p>	<p>Cylinder Up Head CMB.116.1020</p> <p>Top View Bottom View</p>	<p>Cylinder Middle Head CMB.116.1030</p> <p>Top View Bottom View</p> <p>WABCO : 411 033 505 2</p>
<p>Cylinder Bottom Head CMB.116.1040</p> <p>Top View Bottom View</p>	<p>Repair Kit CMB.116.903</p>	<p>Repair Kit CMB.105.910</p>



Piston & Ring 90.00 mm CMB.105.350

2.50+2.50+4.00

90.25 mm CMB.105.960

90.50 mm CMB.105.970

Piston 90.00 mm CMB.105.351

90.25 mm CMB.105.961

90.50 mm CMB.105.971

Ring 90.00 mm CW.101.352

2.50+2.50+4.00

90.25 mm CW.101.962

90.50 mm CW.101.972

Crankcase CMB.105.4010

MAN : 51.54112-6020 / 51.54112-6033

Connecting Rod CMB.102.500

MAN : 51.54106-6013

Crankshaft CMB.105.601

MAN : 51.54113-5025 / 51.54113-5014

Cylinder Liner Set CMB.103.300

STD.Piston & Rings

MAN : 51.54105-6005 / 51.54105-6007 / 51.54105-6008

Cylinder Liner CMB.103.3010

KNORR BREMSE : STW63740

Con Rod Bearing CMB.102.507

MAN : 81.54121-6001

Gear CMB.105.606

Z:25 Ø84 mm

MAN : 51.54210-0035 / 51.54210-0138

Bushing CMB.105.434

52x47x21

MAN : 51.93020-0335

Bearing CMB.105.413

MAN : 51.93420-0015 / 51.93420-0009

CMB.119.000

MAN
Compressor with Air Cooled Liner

CMB.120.000

MAN
Compressor with Water Cooled Liner

VEHICLE APPLICATION

19.260
19.360
19.361




CMB.119.000



CMB.120.000

Cylinder Bore	Ø90.00	Number of Cylinders	1	Water or Air Cooled	Water	Unloader Port Size	-
Stroke	46 mm	Air Inlet Port Size	M26x1,5	Through Drive	Gear	Water Inlet Port Size	M22x1,5
Swept Volume	292 cm ³	Air Delivery Port Size	M26x1,5	With ESS System	-	Water Delivery Port Size	M22x1,5

Complete Cylinderhead CMB.119.1000




WABCO : 411 033 801 2

Cylinderhead CMB.119.1010



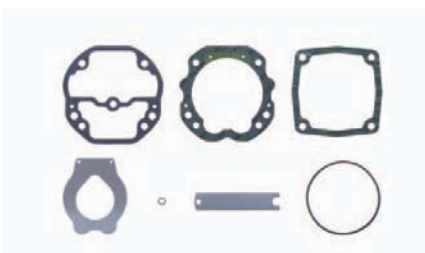
Complete Valve Plate CMB.119.200



Valve Plate CMB.119.2010



Repair Kit CMB.119.903



Repair Kit CMB.119.910





Piston & Ring 90.00 mm CMB.105.350

2.50+2.50+4.00

90.25 mm CMB.105.960

90.50 mm CMB.105.970

Piston 90.00 mm CMB.105.351

90.25 mm CMB.105.961

90.50 mm CMB.105.971

Ring 90.00 mm CW.101.352

2.50+2.50+4.00

90.25 mm CW.101.962

90.50 mm CW.101.972

Connecting Rod Bearing CMB.102.507

MAN : 81.54121-6001

Connecting Rod CMB.102.500

MAN : 51.54106-6013

Crankshaft CMB.119.601

MERCEDES : 403 131 10 16
MAN : 51.54113-0023

Cylinder Liner Set CMB.103.300

STD. Piston & Ring - 2.50+2.50+4.00 - Water Cooled

MAN : 51.54105-6005 / 51.54105-6007 / 51.54105-6008

Cylinder Liner Set CMB.102.3010

STD. Piston & Ring - 2.50+2.50+4.00 - Air Cooled

MAN : 51.54105-6006

Gear CMB.102.606

Top View

Bottom View

MAN : 51.54210-0038

Bushing CMB.102.727

34x30x20.5

MAN : 51.93020-1007

Rear Cover CMB.102.7002

Iron Rear Cover

MAN : 51.54130-6011

MAN

CMB.124.000

MAN
51.54100-7033
51.54100-7088

VEHICLE APPLICATION

FE 18T / FE 19T / FE 26T
FE 28T / FE 29T / FE 30T
FE 33T / FE 35T / FE 41T
TGA 18T
TGA 26T
D2866
D2876



Cylinder Bore	Ø90.00	Number of Cylinders	1	Water or Air Cooled	Water	Unloader Port Size	-
Stroke	46 mm	Air Inlet Port Size	M26x1,5	Through Drive	Gear	Water Inlet Port Size	M22x1,5
Swept Volume	292 cm ³	Air Delivery Port Size	M26x1,5	With ESS System	-	Water Delivery Port Size	M22x1,5

Complete Cylinderhead

CMB.116.1000



MAN : 51.54114-6081 / 51.54114-6072
WABCO : 412 090 803 2 / 412 090 801 2

Cylinder Up Head

CMB.116.1020




Cylinder Middle Head

CMB.116.1030



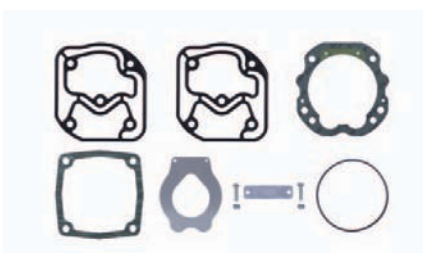
Cylinder Bottom Head

CMB.116.1040



Gasket Kit

CMB.116.903



Repair Kit

CMB.116.910





Piston & Ring 90.00 mm CMB.105.350

2.50+2.50+4.00

90.25 mm CMB.105.960

90.50 mm CMB.105.970

Piston 90.00 mm CMB.105.351

90.25 mm CMB.105.961

90.50 mm CMB.105.971

Ring 90.00 mm CW.101.352

2.50+2.50+4.00

90.25 mm CW.101.962

90.50 mm CW.101.972

Crankcase CMB.101.4010

MAN : 51.54112-0027

Connecting Rod CMB.115.501

MAN : 51.54106-6021

Crankshaft CMB.102.601

MAN : 51.54113-0017 / 51.54113-5027

Cylinder Liner Set CMB.103.300

STD.Piston & Rings

MAN : 51.54105-6005 / 51.54105-6007 / 51.54105-6008

Cylinder Liner CMB.103.3010

KNORR BREMSE : STW63740

Gasket Kit CMB.116.905

Gear CMB.124.606

MAN : 51.54210-0152

Bushing CMB.102.434

34x30x20.5

MAN : 51.93020-1007

Rear Cover CMB.102.7002

Cast Iron Cover

MAN : 51.54130-6011

CMB.125.000

MAN
51.54000-7058

CMB.142.000

MAN
51.54000-7057

VEHICLE APPLICATION

19.260
19.360
19.361
1919
1922



CMB.125.000




CMB.142.000

Cylinder Bore	Ø90.00	Number of Cylinders	1	Water or Air Cooled	Water	Unloader Port Size	-
Stroke	46 mm	Air Inlet Port Size	M26x1,5	Through Drive	Gear	Water Inlet Port Size	M22x1,5
Swept Volume	292 cm ³	Air Delivery Port Size	M26x1,5	With ESS System	-	Water Delivery Port Size	M22x1,5

Complete Cylinderhead

CMB.125.1000



MAN : 51.54114-6045 / 51.54114-6514
WABCO : 411 033 806 2 / 411 033 801 2

Cylinderhead


CMB.125.1010



MAN : 51.54111-0026
WABCO : 411 033 653 2

Complete Valve Plate

CMB.125.200



MAN : 81.54124-6013
WABCO : 411 033 505 2 / 411 033 503 2

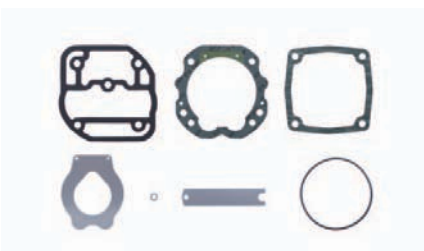
Valve Plate

CMB.125.2010



Repair Kit


CMB.125.903



Repair Kit

CMB.125.910





Piston & Ring 90.00 mm CMB.105.350

2.50+2.50+4.00

90.25 mm CMB.105.960

90.50 mm CMB.105.970

Piston 90.00 mm CMB.105.351

90.25 mm CMB.105.961

90.50 mm CMB.105.971

Ring 90.00 mm CW.101.352

2.50+2.50+4.00

90.25 mm CW.101.962

90.50 mm CW.101.972

Crankcase CMB.102.4010

MAN : 51.54112-6003 / 51.54112-6008

Connecting Rod CMB.102.500

MAN : 51.54106-6013

Crankshaft CMB.102.601

MAN : 51.54113-5017 / 51.54113-5027

Cylinder Liner Set CMB.102.300

STD. Piston & Ring - 2.50+2.50+4.00 - Air Cooled

MAN : 51.54105-6003 / 51.54105-0007 / 51.54105-6006
 MAHLE : 004 15 92

Cylinder Liner CMB.102.3010

MAN : 51.54160-6006

Gear CMB.102.606

Top View

Bottom View

MAN : 51.54210-0038

Bushing CMB.102.727

34x30x20.5

MAN : 51.93020-1007

Rear Cover CMB.102.7002

Iron Rear Cover

MAN : 51.54130-6011

Crankshaft Nut CMB.101.603

M18x1.5x30

MAN : 51.90020-0131

CMB.126.000


 MAN
 51.54000-7074

CMB.141.000

 MAN
 51.54000-7059


VEHICLE APPLICATION

 19.260
 19.360
 19.361
 1919
 1922

CMB.126.000

CMB.141.000

Cylinder Bore	Ø90.00	Number of Cylinders	1	Water or Air Cooled	Water	Unloader Port Size	-
Stroke	46 mm	Air Inlet Port Size	M26x1,5	Through Drive	Gear	Water Inlet Port Size	M22x1,5
Swept Volume	292 cm ³	Air Delivery Port Size	M26x1,5	With ESS System	-	Water Delivery Port Size	M22x1,5

Complete Cylinderhead


CMB.125.1000

 MAN : 51.54114-6045 / 51.54114-6514
 WABCO : 411 033 806 2 / 411 033 801 2

Cylinderhead

CMB.125.1010

 MAN : 51.54111-0026
 WABCO : 411 033 653 2

Complete Valve Plate

CMB.125.200

 MAN : 81.54124-6013
 WABCO : 411 033 505 2 / 411 033 503 2

Valve Plate


CMB.125.2010


Repair Kit

CMB.125.903


Repair Kit

CMB.125.910

Piston & Ring 90.00 mm CMB.105.350

2.50+2.50+4.00

90.25 mm CMB.105.960

90.50 mm CMB.105.970

Piston 90.00 mm CMB.105.351

90.25 mm CMB.105.961

90.50 mm CMB.105.971

Ring 90.00 mm CW.101.352

2.50+2.50+4.00

90.25 mm CW.101.962

90.50 mm CW.101.972

Crankcase CMB.102.4010

MAN : 51.54112-6003 / 51.54112-6008

Connecting Rod CMB.102.500

MAN : 51.54106-6013

Crankshaft CMB.102.601

MAN : 51.54113-5017 / 51.54113-5027

Cylinder Liner Set CMB.103.300

STD. Piston & Ring - 2.50+2.50+4.00 - Water Cooled

MAN : 51.54105-6005 / 51.54105-6007 / 51.54105-6008

Cylinder Liner CMB.103.3010

KNORR BREMSE : STW63740

Gear CMB.102.606

Top View

Bottom View

MAN : 51.54210-0038

Bushing CMB.102.727

34x30x20.5

MAN : 51.93020-1007

Rear Cover CMB.102.7002

Iron Rear Cover

MAN : 51.54130-6011

Crankshaft Nut CMB.101.603

M18x1.5x30

MAN : 51.90020-0131

CMB.139.000


 MAN
 51.54100-6001
 51.54100-6021

VEHICLE APPLICATION


 LIONS STAR
 LIONS COACH
 TOURLINER
 D2876 ENGINE
 D2866 ENGINE


Cylinder Bore	Ø90.00	Number of Cylinders	2	Water or Air Cooled	Water	Unloader Port Size	-
Stroke	46 mm	Air Inlet Port Size	M26x1,5	Through Drive	Gear	Water Inlet Port Size	M22x1,5
Swept Volume	585 cm ³	Air Delivery Port Size	M26x1,5	With ESS System	-	Water Delivery Port Size	M22x1,5


Complete Cylinderhead

CMB.125.1000

 MAN : 51.54114-6045 / 51.54114-6514
 WABCO : 411 033 806 2

Cylinder Head

CMB.125.1010

 MAN : 81.54111-0026
 WABCO : 411 033 653 2

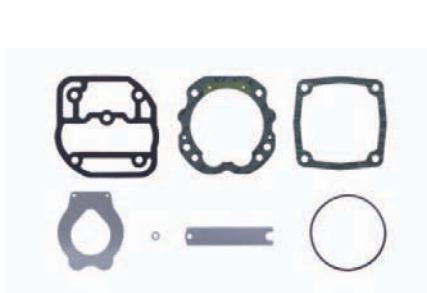
Complete Valve Plate

CMB.125.200

 MAN : 81.54124-6013
 KNORR BREMSE : 411 033 503 2 / 411 033 505 2

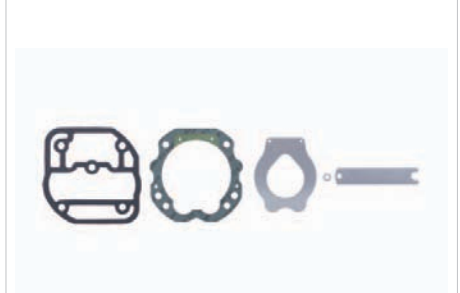
Valve Plate


CMB.125.2010


Repair Kit

CMB.125.903


Repair Kit

CMB.125.910




Piston & Ring 90.00 mm CMB.105.350

2.50+2.50+4.00

90.25 mm CMB.105.960

90.50 mm CMB.105.970

Piston 90.00 mm CMB.105.351

90.25 mm CMB.105.961

90.50 mm CMB.105.971

Ring 90.00 mm CW.101.352

2.50+2.50+4.00

90.25 mm CW.101.962

90.50 mm CW.101.972

Crankcase CMB.140.4010

MAN : 51.54112-6030 / 51.54112-6037

Connecting Rod CMB.102.500

MAN : 51.54106-6013

Crankshaft CMB.140.601

MAN : 51.54113-5044

Cylinder Liner Set CMB.103.300

STD.Piston & Rings

MAN : 51.54105-6005 / 51.54105-6007 / 51.54105-6008

Cylinder Liner CMB.103.3010

KNORR BREMSE : STW63740

Con Rod Bearing CMB.102.507

MAN : 81.54121-6001

Gear CMB.140.606

Z:25 Ø84 mm

MAN : 51.54210-0182

Bushing CMB.105.434

52x47x21

MAN : 51.93020-0335

Bearing CMB.105.413

MAN : 51.93420-0016 / 51.93420-0009

CMB.140.000

MAN
51.54100-7003

VEHICLE APPLICATION

LIONS CITY
LIONS CLASSIC
LIONS REGIO
NL 223 / 263 / 313
NL 232 CNG
NG 263 / 313
NG 232 CNG
CENTROLINER
G2876 DUH 01 / 02
E2866 DUH 01 / 02 / 03 / 04
E2866 LUH 01 / 02
E2876 LUH 01 / 02 / 03
D2866 LUH 2325 / 2730



Cylinder Bore	Ø100.00	Number of Cylinders	2	Water or Air Cooled	Water	Unloader Port Size	-
Stroke	46 mm	Air Inlet Port Size	M26x1,5	Through Drive	Gear	Water Inlet Port Size	M22x1,5
Swept Volume	720 cm ³	Air Delivery Port Size	M26x1,5	With ESS System	-	Water Delivery Port Size	M22x1,5

Complete Cylinderhead

CMB.115.1000



MAN : 51.54114-6070 / 51.54114-6073 / 51.54114-6066
WABCO : 412 100 806 2 / 412 100 805 2 / 412 100 800 2


Cylinder Up Head

CMB.115.1020



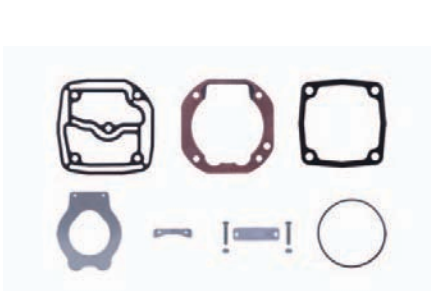
Cylinder Bottom Head

CMB.115.1040



Repair Kit

CMB.115.903



Gasket Kit

CMB.115.905



Repair Kit

CMB.115.910





Piston & Ring 100.00 mm CMB.101.350

2.50+2.50+4.00

100.25 mm CMB.101.960

100.50 mm CMB.101.970

Piston 100.00 mm CMB.101.351

100.25 mm CMB.101.961

100.50 mm CMB.101.971

Ring 100.00 mm CMB.101.352

2.50+2.50+4.00

100.25 mm CMB.101.962

100.50 mm CMB.101.972

Crankcase CMB.140.4010

MAN : 51.54112-6030 / 51.54112-6037

Connecting Rod CMB.115.501

MAN : 51.54106-6021

Crankshaft CMB.140.601

MAN : 51.54113-5044

Cylinder Liner & Piston CMB.115.300

STD.Piston & Rings

Cylinder Liner CMB.115.3010

MAN : 51.54405-6016 / 51.54105-6021

Reed Valve Kit CMB.115.906

Gear CMB.140.606

Z:25 Ø84 mm

MAN : 51.54210-0182

Bushing CMB.105.434

52x47x21

MAN : 51.93020-0335

Bearing CMB.105.413

MAN : 51.93420-0016 / 51.93420-0009

CW.212.000

MAN
51.54100-7240

WABCO
411 151 004 0

VEHICLE APPLICATION


LE 8T / LE 9T / LE 10T
LE 11T / LE 12T / LE 13T
LE 14T / LE 15T / LE 18T
LE 26T
D0834 ENGINE
D0836 ENGINE



Cylinder Bore	Ø85.00	Number of Cylinders	1	Water or Air Cooled	Water	Unloader Port Size	-
Stroke	42 mm	Air Inlet Port Size	M26x1,5	Through Drive	Gear	Water Inlet Port Size	M14x1,5
Swept Volume	238 cm ³	Air Delivery Port Size	M26x1,5	With ESS System	-	Water Delivery Port Size	M14x1,5

Complete Cylinderhead

CW.212.1000



MAN : 51.54100-6043
WABCO : 411 151 920 2

Cylinder Up Head

CW.212.1020



WABCO : 411 151 653 4 / 411 151 654 4

Cylinder Bottom Head

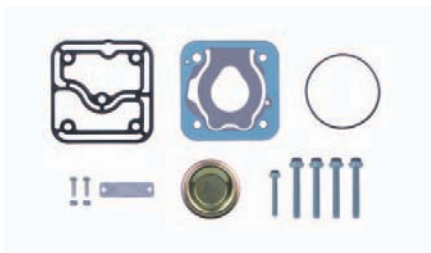
CW.212.1040



WABCO : 411 151 652 2


Repair Kit

CW.212.901



Gasket Kit

CW.212.903



Repair Kit

CW.212.904





Piston & Ring 85.00 mm CW.109.350

2.00+2.00+4.00

85.25 mm CW.109.960

85.50 mm CW.109.970

MAN : 51.54119-6040
WABCO : 911 501 624 2 / 911 501 62 52

Piston 85.00 mm CMB.101.351

85.25 mm CMB.101.961

85.50 mm CMB.101.971

Ring 85.00 mm CW.109.352

2.00+2.00+4.00

85.25 mm CW.109.962

85.50 mm CW.109.972

WABCO : 911 501 920 2

Crankcase CW.212.4010

Connecting Rod CW.123.501

MAN : 51.54106-6023
WABCO : 911 145 738 2

Crankshaft CW.212.601

Bushing CW.123.727

34x30x20

Flange Cover CW.212.7001

Nut CW.111.603

M20x1.5 Left Hand

WABCO : 810 341 003 4

Gasket Kit CW.212.905

Reed Valve Kit CW.212.906

Sump Cover CW.123.751

72 mm

WABCO : 895 073 589 4

CW.232.000

MAN
51.54100-7005

WABCO
412 352 003 0

VEHICLE APPLICATION


32.270
D0834 LFL
D0836 LFL
D0834 LOH
D0836 LOH
D0836 LFG



Cylinder Bore	Ø85.00	Number of Cylinders	1	Water or Air Cooled	Water	Unloader Port Size	-
Stroke	62 mm	Air Inlet Port Size	M26x1,5	Through Drive	Gear	Water Inlet Port Size	M14x1,5
Swept Volume	352 cm ³	Air Delivery Port Size	M26x1,5	With ESS System	-	Water Delivery Port Size	M14x1,5

Complete Cylinderhead


CW.232.1000



MAN : 51.54114-6082
WABCO : 412 352 924 2


Cylinder Up Head

CW.232.1020



Cylinder Bottom Head

CW.232.1040



Repair Kit

CW.238.901



Gasket Kit

CW.238.903



Repair Kit

CW.238.904



WABCO : 412 352 005 2



Piston & Ring 85.00 mm CW.109.350

2.00+2.00+4.00

85.25 mm CW.109.960

85.50 mm CW.109.970

MAN : 51.54119-6040
WABCO : 911 501 624 2 / 911 501 62 52

Piston 85.00 mm CMB.101.351

85.25 mm CMB.101.961

85.50 mm CMB.101.971

Ring 85.00 mm CW.109.352

2.00+2.00+4.00

85.25 mm CW.109.962

85.50 mm CW.109.972

WABCO : 911 501 920 2

Crankcase CW.232.4010

Connecting Rod CW.123.501

MAN : 51.54106-6023
WABCO : 911 145 738 2

Crankshaft CW.232.601

Bushing CW.123.727

34x30x20

Flange Cover CW.212.7001

Crankshaft Nut CW.116.603

M20x1.5 Right Hand

Gasket Kit CW.238.905

MAN : 51.54100-6042
WABCO : 412 352 001 2

Reed Valve Kit CW.212.906

Reed Valve Kit CW.232.000

CW.238.000

MAN
51.54100-7071

WABCO
912 116 000 0

VEHICLE APPLICATION


TGL
TGM



Cylinder Bore	Ø85.00	Number of Cylinders	1	Water or Air Cooled	Water	Unloader Port Size	-
Stroke	42 mm	Air Inlet Port Size	M26x1,5	Through Drive	Gear	Water Inlet Port Size	M14x1,5
Swept Volume	238 cm ³	Air Delivery Port Size	M26x1,5	With ESS System	-	Water Delivery Port Size	M14x1,5

<p>Complete Cylinderhead CW.232.1000</p> <p>MAN : 51.54114-6082 WABCO : 412 352 924 2</p>	<p>Cylinder Up Head CW.232.1020</p>	<p>Cylinder Bottom Head CW.232.1040</p>
--	--	--

<p>Repair Kit CW.238.901</p>	<p>Gasket Kit CW.238.903</p>	<p>Repair Kit CW.238.904</p> <p>WABCO : 412 352 005 2</p>
-------------------------------------	-------------------------------------	--



Piston & Ring 85.00 mm CW.109.350

2.00+2.00+4.00

85.25 mm CW.109.960

85.50 mm CW.109.970

MAN : 51.54119-6040
WABCO : 911 501 624 2 / 911 501 62 52

Piston 85.00 mm CMB.101.351

85.25 mm CMB.101.961

85.50 mm CMB.101.971

Ring 85.00 mm CW.109.352

2.00+2.00+4.00

85.25 mm CW.109.962

85.50 mm CW.109.972

WABCO : 911 501 920 2

Crankcase CW.238.4010

Connecting Rod CW.112.501

WABCO : 411 151 732 2

Crankshaft CW.238.601

Bushing CW.140.434

34x30x20

Flange Cover CW.238.7001

Nut CW.238.603

M18x1.5x80

Gasket Kit CW.238.905

MAN : 51.54100-6042
WABCO : 412 352 001 2

Reed Valve Kit CW.212.906

Gear CW.238.606

MAN : 51.54210-0205

CW.290.000

MAN
51.54100-7070

WABCO
912 117 000 0

VEHICLE APPLICATION


TGL
TGM



Cylinder Bore	Ø85.00	Number of Cylinders	1	Water or Air Cooled	Water	Unloader Port Size	-
Stroke	62 mm	Air Inlet Port Size	M26x1,5	Through Drive	Gear	Water Inlet Port Size	M14x1,5
Swept Volume	352 cm ³	Air Delivery Port Size	M26x1,5	With ESS System	-	Water Delivery Port Size	M14x1,5

Complete Cylinderhead


CW.232.100



MAN : 51.54114-6082
WABCO : 412 352 924 2


Cylinder Up Head

CW.232.1020



Cylinder Bottom Head

CW.232.1040




Repair Kit

CW.238.901



Gasket Kit

CW.238.903




Repair Kit

CW.238.904



WABCO : 412 352 005 2



Piston & Ring 85.00 mm CW.109.350

2.00+2.00+4.00

85.25 mm CW.109.960

85.50 mm CW.109.970

MAN : 51.54119-6040
WABCO : 911 501 624 2 / 911 501 62 52

Piston 85.00 mm CMB.101.351

85.25 mm CMB.101.961

85.50 mm CMB.101.971

Ring 85.00 mm CW.109.352

2.00+2.00+4.00

85.25 mm CW.109.962

85.50 mm CW.109.972

WABCO : 911 501 920 2

Crankcase CW.238.4010

Connecting Rod CW.112.501

MAN : 51.54106-6023
WABCO : 911 145 738 2

Crankshaft CW.238.601

Bushing CW.140.434

34x30x20

Flange Cover CW.238.7001

Nut CW.238.603

M18x1.5

Gasket Kit CW.238.905

MAN : 51.54100-6042
WABCO : 412 352 001 2

Reed Valve Kit CW.212.906

Gear CW.238.606

MAN : 51.54210-0205

CW.291.000

MAN
51.54100-7171

WABCO
912 116 001 0

VEHICLE APPLICATION


TGL
TGM
D0834 ENGINE



Cylinder Bore	Ø85.00	Number of Cylinders	1	Water or Air Cooled	Water	Unloader Port Size	-
Stroke	42 mm	Air Inlet Port Size	M26x1,5	Through Drive	Gear	Water Inlet Port Size	M14x1,5
Swept Volume	238 cm ³	Air Delivery Port Size	M26x1,5	With ESS System	-	Water Delivery Port Size	M14x1,5

Complete Cylinderhead

CW.212.1000



MAN : 51.54100-6043
WABCO : 411 151 920 2

Cylinder Up Head


CW.212.1020



WABCO : 411 151 653 4 / 411 151 654 4

Cylinder Bottom Head

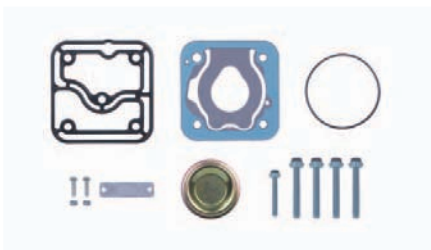
CW.212.1040



WABCO : 411 151 652 2


Repair Kit

CW.212.901



Gasket Kit

CW.212.903



Repair Kit

CW.212.904





Piston & Ring 85.00 mm **CW.109.350**

2.00+2.00+4.00

85.25 mm **CW.109.960**

85.50 mm **CW.109.970**

MAN : 51.54119-6040
WABCO : 911 501 624 2 / 911 501 62 52

Piston 85.00 mm **CMB.101.351**

85.25 mm **CMB.101.961**

85.50 mm **CMB.101.971**

Ring 85.00 mm **CW.109.352**

2.00+2.00+4.00

85.25 mm **CW.109.962**

85.50 mm **CW.109.972**

WABCO : 911 501 920 2

Crankcase **CW.238.400**

Connecting Rod **CW.112.501**

WABCO : 411 151 732 2

Crankshaft **CW.238.601**

Bushing **CW.140.434**

34x30x20

Flange Cover **CW.238.7001**

Nut **CW.238.603**

M18x1.5

Gasket Kit **CW.212.905**

Reed Valve Kit **CW.212.906**

Gear **CW.238.606**

MAN : 51.54210-0205